



24th October 2017

Bombay Stock Exchange Ltd.
Phiroze Jeejeebhoy Towers
Dalal Street
Mumbai – 400 001.

National Stock Exchange of India Ltd.
Exchange Plaza, 5th Floor
Plot no. C/1, G Block
Bandra-Kurla Complex, Bandra (E)
Mumbai – 400 051.

**Sub: Unaudited Financial Results for the quarter and half year ended
30th September 2017**


Dear Sir, / Madam,

We are enclosing herewith a copy of Unaudited Financial Results of the Company for the quarter and half year ended 30th September 2017, as approved by the Board of Directors at its Meeting held on 24th October 2017, along with the Limited Review Report by the Statutory Auditors of the Company on the said Results.

The meeting commenced at 12.00 Noon and concluded at 2.30 P.M.

Thanking you,

Yours faithfully,
for Radico Khaitan Limited


Amit Manchanda
Vice President - Legal &
Company Secretary
Membership No. FCS 6615

Encl.: As above.

Radico Khaitan Limited

Plot No. J-1, Block B-1, Mohan Co-op. Industrial Area
Mathura Road, New Delhi- 110044
Ph : (91-11) 4097 5400/444/500/555 Fax: (91-11) 4167 8841-42
Registered Office : Bareilly Road, Rampur-244901 (U.P.)
Phones : 0595-2350601/2, 2351703 Fax : 0595-2350009
e-mail : info@radico.co.in, website : www.radickhaitan.com
CIN No. L26941UP19B3PLC027278

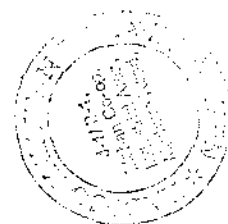
RADICO KHAITAN LIMITED

Registered Office: Bareilly Road, Rampur - 244 901 (U.P.)
Tel. No.0595-2350601/02, 2351703, Fax No.0595-2350009
Email id:info@radico.co.in Website: www.radickhaitan.com
CIN: L26941UP1983PLC027278

Statement of Unaudited Standalone Financial Results for the quarter and half year ended September 30, 2017

Rs. in Lakhs (Except EPS)

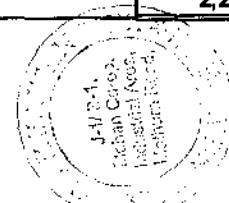
Sl. No.	Particulars	(1)	(2)	(3)	(4)	(5)	(6)
		Quarter ended 30.09.2017 (Unaudited)	Quarter ended 30.06.2017 (Unaudited)	Quarter ended 30.09.2016 (Unaudited)	Half year ended 30.09.2017 (Unaudited)	Half year ended 30.09.2016 (Unaudited)	Year ended 31.03.2017 (Audited)
1	(a) Revenue from Operations	1,49,089.17	1,37,545.97	1,20,950.93	2,86,635.14	2,42,054.59	4,86,795.45
	(b) Other Income	511.79	526.90	442.69	1,038.69	827.97	1,964.65
	Total Income	1,49,600.96	1,38,072.87	1,21,393.62	2,87,673.83	2,42,882.56	4,88,760.10
2	Expenditure						
	(a) Cost of material consumed	23,368.47	22,531.88	23,009.68	45,900.35	46,136.89	90,245.65
	(b) Purchase of stock-in-trade	299.50	234.69	512.53	534.19	749.37	1,452.68
	(c) Changes in inventories of finished goods, work-in-progress and stock-in-trade	185.49	(381.90)	1,019.34	(196.41)	1,529.88	442.07
	(d) Excise duty on sales	1,04,270.15	96,416.68	76,409.36	2,00,686.83	1,54,671.24	3,18,805.32
	(e) Employee benefits expense	3,915.24	3,395.67	3,417.80	7,310.91	7,056.55	14,034.27
	(f) Finance Costs	1,766.27	1,886.35	2,062.18	3,652.62	4,201.14	8,038.40
	(g) Depreciation and amortisation expense	1,019.80	1,015.47	1,052.10	2,035.27	2,101.26	4,170.32
	(h) Selling & Distribution	5,404.79	4,098.52	5,831.19	9,503.31	10,038.15	19,787.08
	(i) Other Expenses	5,072.01	5,051.92	5,073.78	10,123.93	10,484.87	20,816.24
	Total Expenses	1,45,301.72	1,34,249.28	1,18,387.96	2,79,551.00	2,36,969.35	4,77,792.03
3	Profit / (Loss) before Exceptional Items & tax (1-2)	4,299.24	3,823.59	3,005.66	8,122.83	5,913.21	10,968.07
4	Exceptional Items	-	-	-	-	-	-
5	Profit (+) / Loss (-) before tax (3-4)	4,299.24	3,823.59	3,005.66	8,122.83	5,913.21	10,968.07
6	Tax Expense	1,439.00	1,255.00	755.00	2,694.00	1,435.00	2,906.82
7	Profit (+) / Loss (-) after tax (5-6) from Continuing Operations	2,860.24	2,568.59	2,250.66	5,428.83	4,478.21	8,061.25
8	Other Comprehensive (Income)/ Expenses						
	A (i) Items that will not be reclassified to profit or loss	76.01	76.00	107.11	152.01	194.66	203.69
	(ii) Income tax relating to items that will not be reclassified to profit or loss	(25.08)	(25.08)	(37.07)	(50.16)	(50.05)	(70.49)
	B Items that will be reclassified to profit or loss	-	-	-	-	-	-
9	Total Comprehensive Income (7-8)	2,809.31	2,517.67	2,180.62	5,326.98	4,333.60	7,928.05
10	Paid up equity share capital (of Rs. 2/- each)	2,662.88	2,660.78	2,660.78	2,662.88	2,660.78	2,660.78
11	Earning per share (of Rs. 2/- each) not annualized						
	Basic	2.15	1.93	1.69	4.08	3.37	6.06
	Diluted	2.15	1.93	1.69	4.08	3.37	6.05



Statement of Standalone Assets & Liabilities under regulation 33 of the Listing Regulations

(Rs. in Lakhs)

Particulars	As at September 30, 2017	As at March 31, 2017
ASSETS		
Non-current assets		
Property, plant and equipment	66,765.05	68,287.20
Capital work-in-progress	752.96	220.13
Intangible assets	1,936.37	2,094.81
Financial assets		
Investment in a joint venture	15,538.53	15,538.53
Investment in others	0.60	0.60
Loans	6,722.05	6,330.19
Others	91.81	91.81
Other non-current assets	4,840.20	4,739.24
	96,647.57	97,302.51
Current assets		
Inventories	25,656.30	29,303.32
Financial assets		
Investments	5,000.00	5,000.00
Trade receivables	63,159.37	62,401.07
Cash and cash equivalents	1,913.39	1,406.78
Loans	15,557.73	15,365.92
Others	1,100.10	810.31
Current Tax assets (Net)	-	413.51
Other current assets	13,279.90	10,014.67
	1,25,666.79	1,24,715.58
Total	2,22,314.36	2,22,018.09
EQUITY AND LIABILITIES		
Equity		
Equity share capital	2,662.88	2,660.78
Other Equity	1,05,768.88	1,00,327.89
	1,08,431.76	1,02,988.67
Non-current liabilities		
Financial liabilities		
Borrowings	4,133.77	10,330.77
Others	60.00	60.00
Provisions	947.51	837.13
Deferred tax liabilities (Net)	6,801.16	6,928.16
Other non current liabilities	18.97	19.05
	11,961.41	18,175.11
Current liabilities		
Financial liabilities		
Borrowings	55,502.21	55,090.67
Trade payables		
Total outstanding dues of micro enterprises and small enterprise's	-	-
Other Enterprises	18,508.42	18,532.34
Others	14,563.26	15,538.51
Provisions	3,983.22	4,022.03
Other current liabilities	8,166.61	7,670.76
Current tax liabilities(Net)	1,197.47	-
	1,01,921.19	1,00,854.31
Total	2,22,314.36	2,22,018.09



Notes:

1. The above results were reviewed by the Audit Committee and were approved and taken on record by the Board of Directors in their meeting held on 24th October 2017.
2. This statement has been prepared in accordance with the Companies (Indian Accounting Standards) Rules 2015 (Ind AS) prescribed under Section 133 of the Companies Act, 2013 and other recognised accounting practices and policies to the extent applicable.
3. As the Company's business activity falls within a single primary business segment, namely Alcohol and Alcoholic Beverages, the disclosure requirements as per Ind-AS 108 "operating segments" are not applicable.
4. Tax expenses includes current tax and deferred tax.
5. Revenue from operations for periods up to June 30, 2017 includes excise duty, which is discontinued on some products (pet bottles, Jaivik Khad, Ethanol, Co2, Scrap and other miscellaneous items) effective July 01, 2017 upon implementation of Goods and Service Tax (GST) in India. In accordance with 'Ind-AS 18, Revenue' GST is not included in revenue from operations. In view of the aforesaid restructuring of indirect taxes, revenue from operations for the quarter/ six months ended on September 30, 2017 are not comparable with the previous periods."
6. During the quarter, the Company has allotted 1,05,000 equity shares on 18.8.2017 on exercise of Employees Stock Option by the eligible employees, as per the ESOP Scheme 2006.
7. The previous period figures have been regrouped / reclassified, wherever considered necessary.

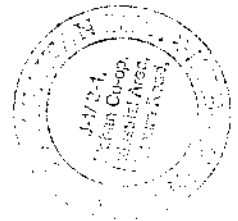
For Radico Khaitan Ltd.



Dr. Lalit Khaitan
Chairman & Managing Director
DIN No. 00238222



New Delhi
24th October 2017



Review Report

To the Board of Directors of Radico Khaitan Limited

Introduction

1. We have reviewed the accompanying statement of standalone unaudited financial results ("the Statement") of Radico Khaitan Limited ("the Company") for the quarter and six months ended September 30, 2017, being submitted by the Company pursuant to the requirements of Regulation 33 of the Securities and Exchange Board of India (Listing Obligations and Disclosure Requirements) Regulations, 2015 (the "Listing Regulation, 2015") read with SEBI Circular No. CIR/CFD/FAC/62/2016 dated July 05, 2016. This Statement is the responsibility of the Company's management and has been approved by the Board of Directors. Our responsibility is to issue a report on the Statement based on our review.

Scope of Review

2. We conducted our review in accordance with the Standard on Review Engagement (SRE) 2410, "Review of Interim Financial Information Performed by the Independent Auditor of the Entity" issued by the Institute of Chartered Accountants of India. This Standard requires that we plan and perform the review to obtain moderate assurance as to whether the Statement is free of material misstatement. A review is limited primarily to inquiries of company personnel and analytical procedures applied to financial data and thus provide less assurance than an audit. We have not performed an audit and accordingly, we do not express an audit opinion.

Conclusion

3. Based on our review conducted as above, nothing has come to our attention that causes us to believe that the accompanying Statement of unaudited financial results has not been prepared, in all material respect, in accordance with applicable Indian Accounting Standards prescribed under Section 133 of the Companies Act, 2013, read with relevant rules issued thereunder and other recognized accounting practices and policies, and has not disclosed the information required to be disclosed in term of Regulation 33 of the Listing Regulation, 2015 read with SEBI Circular No. CIR/CFD/FAC/62/2016 dated July 05, 2016, including the manner in which it is to be disclosed, or that it contains any material misstatement.

For BGJC & Associates LLP

Chartered Accountants

Firm Registration Number: 003304N



Darshan Chhajjer

Partner

Membership Number: 088308



Place: New Delhi

Date: October 24, 2017