

FORM NO. MGT-7

[Pursuant to sub-Section(1) of section 92 of the Companies Act, 2013 and sub-rule (1) of rule 11of the Companies (Management and Administration) Rules, 2014]



Annual Return (other than OPCs and Small Companies)

Form language ☒ English ☐ Hindi

Refer the instruction kit for filing the form.

I. REGISTRATION AND OTHER DETAILS

(i) * Corporate Identification Number (CIN) of the company

L26941UP1983PLC027278

Pre-fill

Global Location Number (GLN) of the company

* Permanent Account Number (PAN) of the company

AAACA2513K

(ii) (a) Name of the company

RADICO KHAITAN LIMITED

(b) Registered office address

BAREILLY ROAD
RAMPUR
UTTAR PRADESH
Uttar Pradesh
244901



(c) *e-mail ID of the company

investor@radico.co.in

(d) *Telephone number with STD code

01140975444

(e) Website

www.Radicokhaitan.com

(iii) Date of Incorporation

21/07/1983

(iv)	Type of the Company	Category of the Company	Sub-category of the Company
	Public Company	Company limited by shares	Indian Non-Government company

(v) Whether company is having share capital

☒ Yes

☐ No

(vi) *Whether shares listed on recognized Stock Exchange(s)

☒ Yes

☐ No

(a) Details of stock exchanges where shares are listed

S. No.	Stock Exchange Name	Code
	NATIONAL STOCK EXCHANGE OF INDIA LIMITED	1,024
	BSE LIMITED	1

(b) CIN of the Registrar and Transfer Agent

U72400TG2017PLC117649

Pre-fill

Name of the Registrar and Transfer Agent

KFIN TECHNOLOGIES LIMITED

Registered office address of the Registrar and Transfer Agents

Selenium, Tower B, Plot No- 31 & 32,
Financial District, Nanakramguda, Serilingampally

(vii) *Financial year From date 01/04/2021 (DD/MM/YYYY) To date 31/03/2022 (DD/MM/YYYY)

(viii) *Whether Annual general meeting (AGM) held ☒ Yes ☐ No

(a) If yes, date of AGM

(b) Due date of AGM

30/09/2022

(c) Whether any extension for AGM granted

☐ Yes ☒ No

II. PRINCIPAL BUSINESS ACTIVITIES OF THE COMPANY

*Number of business activities

1



S.No	Main Activity group code	Description of Main Activity group	Business Activity Code	Description of Business Activity	% of turnover of the company
1	C	Manufacturing	C1	Food, beverages and tobacco products	99.6

III. PARTICULARS OF HOLDING, SUBSIDIARY AND ASSOCIATE COMPANIES (INCLUDING JOINT VENTURES)

*No. of Companies for which information is to be given

9

Pre-fill All

S.No	Name of the company	CIN / FCRN	Holding/ Subsidiary/Associate/ Joint Venture	% of shares held
1	RADICO NV DISTILLERIES MAH 	U15429MH2000PLC193208	Joint Venture	36
2	ACCOMREAL BUILDERS PRIVA 	U70109UP2021PTC144703	Subsidiary	100

3	DESTIHOMZ BUILDWELL PRIVATE LIMITED	U70200UP2021PTC143341	Subsidiary	100
4	EQUIBUILD REALTORS PRIVATE LIMITED	U70103UP2021PTC143294	Subsidiary	100
5	PROPRENT ERA ESTATES PRIVATE LIMITED	U70109UP2021PTC143872	Subsidiary	100
6	FIRSTCODE REALITY PRIVATE LIMITED	U70109UP2021PTC150995	Subsidiary	100
7	RADICO SPIRITZS INDIA PRIVATE LIMITED	U15494UP2013PTC073884	Subsidiary	100
8	BINAYAH BUILDERS PRIVATE LIMITED	U70109UP2021PTC151558	Subsidiary	100
9	COMPAQT ERA BUILDERS PRIVATE LIMITED	U70109UP2021PTC143152	Subsidiary	100

IV. SHARE CAPITAL, DEBENTURES AND OTHER SECURITIES OF THE COMPANY

(i) *SHARE CAPITAL

(a) Equity share capital

Particulars	Authorised capital	Issued capital	Subscribed capital	Paid up capital
Total number of equity shares	170,000,000	133,673,765	133,673,765	133,673,765
Total amount of equity shares (in Rupees)	340,000,000	267,347,530	267,347,530	267,347,530

Number of classes

1

Class of Shares	Authorised capital	Issued capital	Subscribed capital	Paid up capital
Equity Shares of Rs. 2 per share				
Number of equity shares	170,000,000	133,673,765	133,673,765	133,673,765
Nominal value per share (in rupees)	2	2	2	2
Total amount of equity shares (in rupees)	340,000,000	267,347,530	267,347,530	267,347,530

(b) Preference share capital

Particulars	Authorised capital	Issued capital	Subscribed capital	Paid-up capital
Total number of preference shares	6,000,000	0	0	0
Total amount of preference shares (in rupees)	600,000,000	0	0	0

Number of classes

1

Class of shares	Authorised capital	Issued capital	Subscribed capital	Paid up capital
Preference shares of Rs. 100 per share				
Number of preference shares	6,000,000	0	0	0
Nominal value per share (in rupees)	100	100	100	100
Total amount of preference shares (in rupees)	600,000,000	0		

(c) Unclassified share capital

Particulars	Authorised Capital
Total amount of unclassified shares	0

(d) Break-up of paid-up share capital

Class of shares	Number of shares			Total nominal amount	Total Paid-up amount	Total premium
Equity shares	Physical	DEMAT	Total			
At the beginning of the year	1,284,702	132,283,563	133568265	267,136,530	267,136,530	
		+		+	+	
Increase during the year	0	302,964	302964	605,928	605,928	0
i. Public Issues	0	0	0	0	0	
ii. Rights issue	0	0	0	0	0	
iii. Bonus issue	0	0	0	0	0	0
iv. Private Placement/ Preferential allotment	0	0	0	0	0	0
v. ESOPs	0	105,500	105500	211,000	211,000	
vi. Sweat equity shares allotted	0	0	0	0	0	0
vii. Conversion of Preference share	0	0	0	0	0	0
viii. Conversion of Debentures	0	0	0	0	0	0
ix. GDRs/ADRs	0	0	0	0	0	0
x. Others, specify		197,464	197464	394,928	394,928	
Increase in Demat shares						
Decrease during the year	197,464	0	197464	394,928	394,928	0
i. Buy-back of shares	0	0	0	0	0	0
ii. Shares forfeited	0	0	0	0	0	0
iii. Reduction of share capital	0	0	0	0	0	0

iv. Others, specify	197,464		197464	394,928	394,928	
Decrease in physical shares						
At the end of the year	1,087,238	132,586,527	133673765	267,347,530	267,347,530	
Preference shares						
At the beginning of the year	0	0	0	0	0	
Increase during the year	0	0	0	0	0	0
i. Issues of shares	0	0	0	0	0	0
ii. Re-issue of forfeited shares	0	0	0	0	0	0
iii. Others, specify						
Decrease during the year	0	0	0	0	0	0
i. Redemption of shares	0	0	0	0	0	0
ii. Shares forfeited	0	0	0	0	0	0
iii. Reduction of share capital	0	0	0	0	0	0
iv. Others, specify						
At the end of the year	0	0	0	0	0	

ISIN of the equity shares of the company

INE944F01028

(ii) Details of stock split/consolidation during the year (for each class of shares)

0

Class of shares		(i)	(ii)	(iii)
Before split / Consolidation	Number of shares			
	Face value per share			
After split / Consolidation	Number of shares			
	Face value per share			

(iii) Details of shares/Debentures Transfers since closure date of last financial year (or in the case of the first return at any time since the incorporation of the company) *

☐ Nil

[Details being provided in a CD/Digital Media]

☐ Yes

☒ No

☐ Not Applicable

Separate sheet attached for details of transfers

☒ Yes

☐ No

Note: In case list of transfer exceeds 10, option for submission as a separate sheet attachment or submission in a CD/Digital Media may be shown.

Date of the previous annual general meeting	<input type="text" value="28/09/2021"/>
---	---

Date of registration of transfer (Date Month Year)	<input type="text"/>
--	----------------------

Type of transfer	<input type="text"/>	1 - Equity, 2- Preference Shares,3 - Debentures, 4 - Stock
------------------	----------------------	--

Number of Shares/ Debentures/ Units Transferred	<input type="text"/>	Amount per Share/ Debenture/Unit (in Rs.)	<input type="text"/>
---	----------------------	---	----------------------

Ledger Folio of Transferor	<input type="text"/>
----------------------------	----------------------

Transferor's Name	<input type="text"/>	<input type="text"/>	<input type="text"/>
	Surname	middle name	first name

Ledger Folio of Transferee	<input type="text"/>
----------------------------	----------------------

Transferee's Name	<input type="text"/>	<input type="text"/>	<input type="text"/>
	Surname	middle name	first name

Date of registration of transfer (Date Month Year)	<input type="text"/>
--	----------------------

Type of transfer	<input type="text"/>	1 - Equity, 2- Preference Shares,3 - Debentures, 4 - Stock
------------------	----------------------	--

Number of Shares/ Debentures/ Units Transferred	<input type="text"/>	Amount per Share/ Debenture/Unit (in Rs.)	<input type="text"/>
---	----------------------	---	----------------------

Ledger Folio of Transferor							
Transferor's Name							
	Surname		middle name		first name		
Ledger Folio of Transferee							
Transferee's Name							
	Surname		middle name		first name		

(iv) *Debentures (Outstanding as at the end of financial year)

Particulars	Number of units	Nominal value per unit	Total value
Non-convertible debentures	0	0	0
Partly convertible debentures	0	0	0
Fully convertible debentures	0	0	0
Total			0

Details of debentures

Class of debentures	Outstanding as at the beginning of the year	Increase during the year	Decrease during the year	Outstanding as at the end of the year
Non-convertible debentures	0	0	0	0
Partly convertible debentures	0	0	0	0
Fully convertible debentures	0	0	0	0

(v) Securities (other than shares and debentures)

0

Type of Securities	Number of Securities	Nominal Value of each Unit	Total Nominal Value	Paid up Value of each Unit	Total Paid up Value
Total					

V. *Turnover and net worth of the company (as defined in the Companies Act, 2013)

(i) Turnover

124,250,200,318

(ii) Net worth of the Company

19,868,054,149

VI. (a) *SHARE HOLDING PATTERN - Promoters

S. No.	Category	Equity		Preference	
		Number of shares	Percentage	Number of shares	Percentage
1.	Individual/Hindu Undivided Family				
	(i) Indian	412,210	0.31	0	
	(ii) Non-resident Indian (NRI)	0	0	0	
	(iii) Foreign national (other than NRI)	0	0	0	
2.	Government				
	(i) Central Government	0	0	0	
	(ii) State Government	0	0	0	
	(iii) Government companies	0	0	0	
3.	Insurance companies	0	0	0	
4.	Banks	0	0	0	
5.	Financial institutions	0	0	0	
6.	Foreign institutional investors	0	0	0	
7.	Mutual funds	0	0	0	
8.	Venture capital	0	0	0	
9.	Body corporate (not mentioned above)	53,417,608	39.96	0	
10.	Others	0	0	0	
	Total	53,829,818	40.27	0	0

Total number of shareholders (promoters)

10

(b) *SHARE HOLDING PATTERN - Public/Other than promoters

S. No.	Category	Equity		Preference	
		Number of shares	Percentage	Number of shares	Percentage

1.	Individual/Hindu Undivided Family				
	(i) Indian	19,604,011	14.67	0	
	(ii) Non-resident Indian (NRI)	1,032,369	0.77	0	
	(iii) Foreign national (other than NRI)	0	0	0	
2.	Government				
	(i) Central Government	0	0	0	
	(ii) State Government	0	0	0	
	(iii) Government companies	0	0	0	
3.	Insurance companies	0	0	0	
4.	Banks	3,958	0	0	
5.	Financial institutions	0	0	0	
6.	Foreign institutional investors	25,766,314	19.28	0	
7.	Mutual funds	23,936,624	17.91	0	
8.	Venture capital	0	0	0	
9.	Body corporate (not mentioned above)	2,333,471	1.75	0	
10.	Others AIF,TRUST,CLEARING MEME +	7,167,200	5.36	0	
	Total	79,843,947	59.74	0	0

Total number of shareholders (other than promoters)

146,380

**Total number of shareholders (Promoters+Public/
Other than promoters)**

146,390

(c) *Details of Foreign institutional investors' (FIIs) holding shares of the company

143

Name of the FII	Address	Date of Incorporation	Country of Incorporation	Number of shares held	% of shares held
FUNDPARTNER SOLUT +				34,980	
SPDR S&P EMERGING I +				54,780	
THE EMERGING MARK +				274,639	
PUBLIC EMPLOYEES RI +				1,835	

Name of the FII	Address	Date of Incorporation	Country of Incorporation	Number of shares held	% of shares held
EMERGING MARKETS S +				237,399	
ISHARES IV PUBLIC LIM +				18,594	
GOVERNMENT PENSIC +				730,340	
SEVEN CANYONS STR/ +				36,800	
THE MASTER TRUST B/ +				24,488	
THE REGENTS OF THE +				10,903	
VANGUARD FIDUCIAR +				420,928	
VANGUARD TOTAL IN +				1,037,218	
SIIP INDIA OPPORTUN +				26,080	
STATE STREET MSCI EM +				26,745	
ABSL UMBRELLA UCIT +				180,785	
BNP PARIBAS ARBITRA +				1,517,052	
PUB EQUITIES EMERGI +				98,142	
SAINT CAPITAL FUND				13,000	
QSUPER MANAGED BY +				1,117,682	
NORTHERN TRUST CO +				7,817	
FIRST COMMERCIAL B. +				40,000	
ISHARES MSCI EMERG +				29,212	
DIMENSIONAL EMERG +				6,701	
FIDELITY SALEM STREI +				30,986	
EMERGING MARKETS C +				20,261	

VII. *NUMBER OF PROMOTERS, MEMBERS, DEBENTURE HOLDERS
(Details, Promoters, Members (other than promoters), Debenture holders)

Details	At the beginning of the year	At the end of the year
Promoters	10	10
Members (other than promoters)	65,120	146,380
Debenture holders	0	0

VIII. DETAILS OF DIRECTORS AND KEY MANAGERIAL PERSONNEL

(A) *Composition of Board of Directors

Category	Number of directors at the beginning of the year		Number of directors at the end of the year		Percentage of shares held by directors as at the end of year	
	Executive	Non-executive	Executive	Non-executive	Executive	Non-executive
A. Promoter	2	0	2	0	0.24	0
B. Non-Promoter	1	5	1	5	0.01	0
(i) Non-Independent	1	0	1	0	0.01	0
(ii) Independent	0	5	0	5	0	0
C. Nominee Directors representing	0	0	0	0	0	0
(i) Banks & FIs	0	0	0	0	0	0
(ii) Investing institutions	0	0	0	0	0	0
(iii) Government	0	0	0	0	0	0
(iv) Small share holders	0	0	0	0	0	0
(v) Others	0	0	0	0	0	0
Total	3	5	3	5	0.25	0

Number of Directors and Key managerial personnel (who is not director) as on the financial year end date

10

(B) (i) *Details of directors and Key managerial personnel as on the closure of financial year

Name	DIN/PAN	Designation	Number of equity share(s) held	Date of cessation (after closure of financial year : If any)
Lalit Kumar Khaitan	00238222	Managing Director	234,295	

Name	DIN/PAN	Designation	Number of equity share(s) held	Date of cessation (after closure of financial year : If any)
Abhishek Khaitan	00772865	Managing Director	86,065	
Krishan Pal Singh	00178560	Whole-time director	16,789	
Raghupati Singhania	00036129	Director	0	
Sarvesh Srivastava	06869261	Director	0	
SHARAD JAIPURIA	00017049	Director	6,000	
TUSHAR JAIN	00053023	Director	1,000	
SUSHMITA SINGHA	02284266	Director	0	
Dilip Kumar Banthiya	AAVPB8361L	CFO	120,833	
Dinesh Kumar Gupta	AISPG5909L	Company Secretary	2,000	

(ii) Particulars of change in director(s) and Key managerial personnel during the year

0

Name	DIN/PAN	Designation at the beginning / during the financial year	Date of appointment/ change in designation/ cessation	Nature of change (Appointment/ Change in designation/ Cessation)

IX. MEETINGS OF MEMBERS/CLASS OF MEMBERS/BOARD/COMMITTEES OF THE BOARD OF DIRECTORS

A. MEMBERS/CLASS /REQUISITIONED/NCLT/COURT CONVENED MEETINGS

Number of meetings held

1

Type of meeting	Date of meeting	Total Number of Members entitled to attend meeting	Attendance	
			Number of members attended	% of total shareholding
Annual General Meeting	28/09/2021	95,950	58	0.06

B. BOARD MEETINGS

*Number of meetings held

4

S. No.	Date of meeting	Total Number of directors associated as on the date of meeting	Attendance	
			Number of directors attended	% of attendance
1	01/06/2021	8	7	87.5

S. No.	Date of meeting	Total Number of directors associated as on the date of meeting	Attendance	
			Number of directors attended	% of attendance
2	28/07/2021	8	8	100
3	02/11/2021	8	8	100
4	03/02/2022	8	7	87.5

C. COMMITTEE MEETINGS

Number of meetings held

29

S. No.	Type of meeting	Date of meeting	Total Number of Members as on the date of the meeting	Attendance	
				Number of members attended	% of attendance
1	Audit Committee	01/06/2021	3	2	66.67
2	Audit Committee	28/07/2021	3	3	100
3	Audit Committee	02/11/2021	3	3	100
4	Audit Committee	03/02/2022	3	2	66.67
5	Stakeholders Forum	01/06/2021	3	3	100
6	Stakeholders Forum	28/07/2021	3	3	100
7	Stakeholders Forum	02/11/2021	3	3	100
8	Stakeholders Forum	03/02/2022	3	3	100
9	Nomination and Remuneration Committee	01/06/2021	3	2	66.67
10	Nomination and Remuneration Committee	03/02/2022	3	2	66.67

D. * ATTENDANCE OF DIRECTORS

S. No.	Name of the director	Board Meetings			Committee Meetings			Whether attended AGM held on
		Number of Meetings which director was entitled to attend	Number of Meetings attended	% of attendance	Number of Meetings which director was entitled to attend	Number of Meetings attended	% of attendance	
								(Y/N/NA)
1	Lalit Kumar Khatwani	4	4	100	18	18	100	
2	Abhishek Khatri	4	4	100	18	18	100	
3	Krishan Pal Singh	4	4	100	19	18	94.74	

4	Raghupati Sin	4	3	75	7	5	71.43	
5	Sarvesh Sriva	4	4	100	9	9	100	
6	SHARAD JAIF	4	4	100	10	10	100	
7	TUSHAR JAIN	4	3	75	18	12	66.67	
8	SUSHMITA SI	4	4	100	2	2	100	

X. *REMUNERATION OF DIRECTORS AND KEY MANAGERIAL PERSONNEL

☐ Nil

Number of Managing Director, Whole-time Directors and/or Manager whose remuneration details to be entered

3

S. No.	Name	Designation	Gross Salary	Commission	Stock Option/ Sweat equity	Others	Total Amount
1	Lalit Kumar Khaitan	Managing Director	86,946,364	12,500,000	0	10,539,328	109,985,692
2	Abhishek Khaitan	Managing Director	86,946,364	12,500,000	0	10,108,138	109,554,502
3	Krishan Pal Singh	Whole Time Director	21,970,337	0	0	1,296,880	23,267,217
	Total		195,863,065	25,000,000	0	21,944,346	242,807,411

Number of CEO, CFO and Company secretary whose remuneration details to be entered

2

S. No.	Name	Designation	Gross Salary	Commission	Stock Option/ Sweat equity	Others	Total Amount
1	Dilip Kumar Banthiy	Chief Financial Officer	24,661,492	0	0	1,364,029	26,025,521
2	Dinesh Kumar Gupta	Company Secretary	5,532,408	0	724,066	408,827	6,665,301
	Total		30,193,900	0	724,066	1,772,856	32,690,822

Number of other directors whose remuneration details to be entered

5

S. No.	Name	Designation	Gross Salary	Commission	Stock Option/ Sweat equity	Others	Total Amount
1	Raghupati Singhani	Independent Director	0	0	0	180,000	180,000
2	Sarvesh Srivastava	Independent Director	0	0	0	280,000	280,000
3	Tushar Jain	Independent Director	0	0	0	180,000	180,000
4	Sharad Jaipuria	Independent Director	0	0	0	250,000	250,000
5	Sushmita Singha	Independent Director	0	0	0	175,000	175,000
	Total		0	0	0	1,065,000	1,065,000

XI. MATTERS RELATED TO CERTIFICATION OF COMPLIANCES AND DISCLOSURES

- * A. Whether the company has made compliances and disclosures in respect of applicable provisions of the Companies Act, 2013 during the year ☒ Yes ☐ No

B. If No, give reasons/observations

XII. PENALTY AND PUNISHMENT - DETAILS THEREOF

(A) DETAILS OF PENALTIES / PUNISHMENT IMPOSED ON COMPANY/DIRECTORS /OFFICERS ☒ Nil

Name of the company/ directors/ officers	Name of the court/ concerned Authority	Date of Order	Name of the Act and section under which penalised / punished	Details of penalty/ punishment	Details of appeal (if any) including present status

(B) DETAILS OF COMPOUNDING OF OFFENCES ☒ Nil

Name of the company/ directors/ officers	Name of the court/ concerned Authority	Date of Order	Name of the Act and section under which offence committed	Particulars of offence	Amount of compounding (in Rupees)

XIII. Whether complete list of shareholders, debenture holders has been enclosed as an attachment

☐ Yes ☒ No

(In case of 'No', submit the details separately through the method specified in instruction kit)

XIV. COMPLIANCE OF SUB-SECTION (2) OF SECTION 92, IN CASE OF LISTED COMPANIES

In case of a listed company or a company having paid up share capital of Ten Crore rupees or more or turnover of Fifty Crore rupees or more, details of company secretary in whole time practice certifying the annual return in Form MGT-8.

Name

Tanuj Vohra

Whether associate or fellow

☐ Associate ☒ Fellow

Certificate of practice number

5253

I/We certify that:

- (a) The return states the facts, as they stood on the date of the closure of the financial year aforesaid correctly and adequately.
 (b) Unless otherwise expressly stated to the contrary elsewhere in this Return, the Company has complied with all the provisions of the Act during the financial year.

Declaration

I am Authorised by the Board of Directors of the company vide resolution no. ... dated

(DD/MM/YYYY) to sign this form and declare that all the requirements of the Companies Act, 2013 and the rules made thereunder in respect of the subject matter of this form and matters incidental thereto have been complied with. I further declare that:

1. Whatever is stated in this form and in the attachments thereto is true, correct and complete and no information material to the subject matter of this form has been suppressed or concealed and is as per the original records maintained by the company.
2. All the required attachments have been completely and legibly attached to this form.

Note: Attention is also drawn to the provisions of Section 447, section 448 and 449 of the Companies Act, 2013 which provide for punishment for fraud, punishment for false statement and punishment for false evidence respectively.

To be digitally signed by

Director

DIN of the director

To be digitally signed by

☒ Company Secretary

☐ Company secretary in practice

Membership number

Certificate of practice number

Attachments

1. List of share holders, debenture holders
2. Approval letter for extension of AGM;
3. Copy of MGT-8;
4. Optional Attachment(s), if any

Attach

Attach

Attach

Attach

List of attachments

Remove attachment

Modify

Check Form

Prescrutiny

Submit

This eForm has been taken on file maintained by the Registrar of Companies through electronic mode and on the basis of statement of correctness given by the company



List of Foreign institutional investors' (FIIs) holding shares of Radico Khaitan Limited as on 31st March 2022

S.no	Names	Shares	% Equity
1	FUNDPARTNER SOLUTIONS (SUISSE) S.A.-RP - FONDS INSTITUTIONNEL - ACTIONS MARCHES EMERGENTS	34980	0.03
2	SPDR S&P EMERGING MARKETS SMALL CAP ETF	54780	0.04
3	THE EMERGING MARKETS SMALL CAP SERIES OF THE DFA INVESTMENT TRUST COMPANY	274639	0.21
4	PUBLIC EMPLOYEES RETIREMENT ASSOCIATION OF NEW MEXICO	1835	0.00
5	EMERGING MARKETS SMALL CAPITALIZATION EQUITY INDEX NON-LENDABLE FUND	237399	0.18
6	ISHARES IV PUBLIC LIMITED COMPANY- ISHARES MSCI EMIMI ESG SCREENED UCITS ETF	18594	0.01
7	GOVERNMENT PENSION FUND GLOBAL	730340	0.55
8	SEVEN CANYONS STRATEGIC INCOME FUND	36800	0.03
9	THE MASTER TRUST BANK OF JAPAN, LTD.AS TRUSTEE FOR PENSION FUND ASSOCIATION MTBJ400039117	24488	0.02
10	THE REGENTS OF THE UNIVERSITY OF CALIFORNIA - STATE STREET GLOBAL ADVISORS	10903	0.01
11	VANGUARD FIDUCIARY TRUST COMPANY INSTITUTIONAL TOTAL INTERNATIONAL STOCK MARKET INDEX TRUST II	420928	0.31
12	VANGUARD TOTAL INTERNATIONAL STOCK INDEX FUND	1037218	0.78
13	SIIP INDIA OPPORTUNITIES FUND	26080	0.02
14	STATE STREET MSCI EMERGING MARKETS SMALL CAP INDEX SECURITIES LENDING FUND	26745	0.02
15	ABSL UMBRELLA UCITS FUND PLC - INDIA FRONTLINE EQUITY FUND	180785	0.14
16	BNP PARIBAS ARBITRAGE - ODI	1517052	1.13
17	PUB EQUITIES EMERGING MARKETS 1	98142	0.07
18	SAINT CAPITAL FUND	13000	0.01
19	QSUPER MANAGED BY HOSKINGS PARTNERS LLP QSUPER MANAGED BY STATE STREET GLOBAL ADVISORS, AUSTRALIA LIMITED - SUQP	111590 6092	0.08 0.00
20	NORTHERN TRUST COLLECTIVE EMERGING MARKETS EX CHINA INVESTABLE MARKET INDEX FUND - NON-LENDING	7817	0.01
21	FIRST COMMERCIAL BANK IN ITS CAPACITY AS MASTER CUSTODIAN OF CAPITAL INDIA MEDIUM AND SMALL CAP EQUITY FUND	40000	0.03
22	ISHARES MSCI EMERGING MARKETS SMALL-CAP ETF	29212	0.02
23	DIMENSIONAL EMERGING CORE EQUITY MARKET ETF OF DIMENSIONAL ETF TRUST	6701	0.01
24	FIDELITY SALEM STREET TRUST FIDELITY TOTAL INTERNATIONAL INDEX FUND	30986	0.02
25	EMERGING MARKETS CORE EQUITY FUND OF DIMENSIONAL FUNDS ICVC	20261	0.02
26	VFMC INTERNATIONAL EQUITY TRUST 2	54989	0.04

Radico Khaitan Limited

Plot No. J-1, Block B-1, Mohan Co-op. Industrial Area
Mathura Road, New Delhi-110044


Ph : (91-11) 4097 5444/555 Fax: (91-11) 4167 8841-42

Registered Office : Bareilly Road, Rampur-244901 (U.P.)


Phones : 0595-2350601/2, 2351703 Fax : 0595-2350009

e-mail : info@radico.co.in, website : www.radico.khaitan.com

CIN No. L26941UP1983PLC027278



27	EMERGING MARKETS TARGETED VALUE PORTFOLIO	9936	0.01
28	BVK PERSONALVORSORGE DES KANTONS ZURICH	8005	0.01
29	QIC LISTED EQUITIES FUND	847	0.00
30	ASHMORE EMERGING MARKETS SMALL-CAP EQUITY FUND	11021	0.01
31	EMERGING MARKETS CORE EQUITY PORTFOLIO (THE PORTFOLIO) OF DFA INVESTMENT DIMENSIONS GROUP INC. (DFAIDG)	454946	0.34
32	WORLD EX U.S. TARGETED VALUE PORTFOLIO OF DFA INVESTMENT DIMENSIONS GROUP INC.	8247	0.01
33	UBS PRINCIPAL CAPITAL ASIA LTD	337	0.00
34	WILLIAM BLAIR EMERGING INDIA COLLECTIVE INVESTMENT FUND	5154	0.00
35	HOSTPLUS POOLED SUPERANNUATION TRUST HOSKING PARTNERS LLP	96151	0.07
36	FIRST SENTIER INVESTORS ICVC - FSSA INDIAN SUBCONTINENT ALL-CAP FUND	22832	0.02
37	AMERICAN CENTURY ETF TRUST - AVANTIS EMERGING MARKETS EQUITY FUND	4520	0.00
38	WILLIAM BLAIR EMERGING MARKETS SMALL CAP GROWTH COLLECTIVE INVESTMENT FUND	213809	0.16
39	UTAH STATE RETIREMENT SYSTEMS	5398	0.00
40	THE SCOTTISH ORIENTAL SMALLER COMPANIES TRUSTPLC	507674	0.38
41	DELA DEPOSITARY & ASSET MANAGEMENT B.V. AS RESPONSIBLE ENTITY TO DELA EQUITY FUND 5	1686	0.00
42	ISHARES CORE EMERGING MARKETS MAURITIUS CO	789941	0.59
43	PUBLIC EMPLOYEES RETIREMENT SYSTEM OF MISSISSIPPI	799	0.00
44	CAISSE DE DEPOT ET PLACEMENT DU QUEBEC - FIRST STATE INVESTMENTS INTERNATIONAL LIMITED	623733	0.47
45	ENVISION INDIA FUND	98800	0.07
46	SSGA SPDR ETFS EUROPE I PUBLIC LIMITED COMPANY - SPDR MSCI ACWI IMI UCITS ETF	1441	0.00
47	OREGON PUBLIC EMPLOYEES RETIREMENT SYSTEM MANAGED THROUGH WILLIAM BLAIR AND COMPANY II	48588	0.04
48	SSGA SPDR ETFS EUROPE I PUBLIC LIMITED COMPANY - SPDR MSCI EMERGING MARKETS SMALL CAP UCITS ETF	15874	0.01
49	FLEXSHARES MORNINGSTAR EMERGING MARKETS FACTOR TILT INDEX FUND	4895	0.00
50	UPS GROUP TRUST	15327	0.01
51	VANGUARD FTSE ALL-WORLD EX-US SMALL-CAP INDEXFUND	288792	0.22
52	238 PLAN ASSOCIATES LLC	552000	0.41
53	BOWHEAD INDIA FUND	70975	0.05
54	SOCIETE GENERALE - ODI	2000	0.00
55	GOLDMAN SACHS (SINGAPORE) PTE. - ODI	65362	0.05
56	ISHARES INDIA SC MAURITIUS COMPANY	116048	0.09
57	EB DV ACWI EX-U.S. SMALL CAP FUND	5629	0.00
58	UNIVERSAL-INVESTMENT-GESELLSCHAFT MBH ON BEHALF OF UI-E	3886	0.00
59	EMERGING MARKETS SUSTAINABILITY CORE 1 PORTFOLIO	19369	0.01
60	MASSACHUSETTS INSTITUTE OF TECHNOLOGY	2196000	1.64
61	AVIATOR EMERGING MARKET FUND	3000	0.00




B. Hany

62	GYMKHANA PARTNERS L.P.	126300	0.09
63	INDIA EMERGING OPPORTUNITIES FUND LIMITED	148266	0.11
64	AMERICAN CENTURY ETF TRUST-AVANTIS EMERGING MARKETS EQUITY ETF	19433	0.01
65	ISHARES CORE TOTAL INTERNATIONAL STOCK MAURITIUS C O	196044	0.15
66	DFA INTERNATIONAL CORE EQUITY FUND	15255	0.01
67	AMERICAN CENTURY ETF TRUST-AVANTIS RESPONSIBLE EMERGING MARKETS EQUITY ETF	62	0.00
68	BLACKROCK AQUILA EMERGING MARKETS FUND	2420	0.00
69	DFA GLOBAL SUSTAINABILITY CORE EQUITY FUND	1830	0.00
70	FLORIDA RETIREMENT SYSTEM - WILLIAM BLAIR & COMPANY LLC (EMSC)	174380	0.13
71	PUBLIC EMPLOYEES RETIREMENT SYSTEM OF OHIO	18123	0.01
72	JOHN HANCOCK FUNDS II EMERGING MARKETS FUND	2854	0.00
73	BASE INVESTMENTS SICAV- EMERGING AND FRONTIER MARKETS EQUITY	4000	0.00
74	SAMSUNG INDIA SMALL AND MID CAP FOCUS SECURITIES MASTER INVESTMENT TRUST(EQUITY)	75000	0.06
75	UNIVERSAL - INVESTMENT - GESELLSCHAFT MBH ON BEHALF OF FOVERUKA PENSION UNIVERSAL	5649	0.00
76	HOSKING PARTNERS GLOBAL EQUITY FUND	6237	0.00
77	STANLIB FUNDS LIMITED- STANLIB MULTI-MANAGER GLOBAL EQUITY FUND	16540	0.01
78	FIRST STATE INDIAN SUBCONTINENT FUND	516258	0.39
79	STATE STREET MSCI EMERGING MARKETS SMALL CAP INDEX NON-LENDING COMMON TRUST FUND	33633	0.03
80	DOVETAIL INDIA FUND CLASS 8 SHARES	295450	0.22
81	INTERNATIONAL MONETARY FUND	14581	0.01
82	THINK INDIA OPPORTUNITIES MASTER FUND LP	949276	0.71
83	WISDOMTREE INDIA INVESTMENT PORTFOLIO, INC.	55811	0.04
84	CITY OF LOS ANGELES FIRE AND POLICE PENSION PLAN	12374	0.01
85	MERCER QIF FUND PLC- MERCER INVESTMENT FUND 1	6834	0.01
86	OMERS ADMINISTRATION CORPORATION - OAC CUSTODY ACCOUNT (SCV6)	17788	0.01
87	BRIHAT ARKA BHARAT GLOBAL FUND LP	725	0.00
88	VARANIUM INDIA OPPORTUNITY LTD	5587	0.00
89	ISHARES CORE MSCI EM IMI UCITS ETF	154185	0.12
90	STICHTING BEDRIJFSTAKPENSIOENFONDS VOOR HET SCHILDERS- ,AFWERKINGS-EN GLASZETBEDRIJF	13700	0.01
91	CASEY FAMILY PROGRAMS	4145	0.00
92	ISHARES EMERGING MARKETS IMI EQUITY INDEX FUND	2628	0.00
93	VPMC INTERNATIONAL EQUITY TRUST 1	45170	0.03
94	DIMENSIONAL FUNDS PLC - MULTI-FACTOR EQUITY FUND	5965	0.00
95	INTEGRATED CORE STRATEGIES ASIA PTE LTD	61600	0.05
96	TIMF HOLDINGS	7345129	5.49
97	NOMURA INDIA INVESTMENT FUND MOTHER FUND	110728	0.08
98	VANGUARD TOTAL WORLD STOCK INDEX FUND	33906	0.03
99	LEGAL AND GENERAL ASSURANCE (PENSION MANAGEMENT) LIMITED	3398	0.00
100	VANGUARD INVESTMENTS FUNDS ICVC-VANGUARD FTSE GLOBAL ALL CAP INDEX FUND	393	0.00



198
Main

101	NORTHERN TRUST COMMON ALL COUNTRY WORLD EX-US INVESTABLE MARKET INDEX FUND-NON LENDING	1801	0.00
102	DFA INTERNATIONAL VECTOR EQUITY FUND	6108	0.00
103	RETAIL EMPLOYEES SUPERANNUATION PTY. LIMITED AS TRUSTEE FOR RETAIL EMPLOYEES SUPERANNUATION TRUST	108616	0.08
104	TARA EMERGING ASIA LIQUID FUND	27841	0.02
105	WM POOL - EQUITIES TRUST NO. 72	32592	0.02
106	ABSL UMBRELLA UCITS FUND PLC - INDIA QUALITY ADVANTAGE FUND	44426	0.03
107	PRIME SUPER	8802	0.01
108	DIMENSIONAL WORLD EX U.S. CORE EQUITY 2 ETF OF DIMENSIONAL ETF TRUST	37021	0.03
109	NORTHERN TRUST COLLECTIVE EMERGING MARKETS SMALL CAP INDEX FUND- NON LENDING	69038	0.05
110	HOSKING GLOBAL FUND PLC-HOSKING GLOBAL SUB FUND NO.1	108751	0.08
111	COMMONWEALTH BANK GROUP SUPER-WGSS02	23197	0.02
112	STATE STREET GLOBAL SMALL CAP EQUITY EX-U.S. INDEX NON-LENDING SERIES FUND	124346	0.09
113	SUN LIFE EXCEL INDIA FUND	93000	0.07
114	THE NOMURA TRUST AND BANKING CO., LTD AS THE TRUSTEE OF NOMURA INDIA STOCK MOTHER FUND	548947	0.41
115	ISHARES MSCI EM SMALL CAP UCITS ETF	24398	0.02
116	WILLIAM BLAIR SICAV	192984	0.14
117	CALIFORNIA PUBLIC EMPLOYEES' RETIREMENT SYSTEM	165287	0.12
118	WILLOW INDIA ONE, LP	18000	0.01
119	VANGUARD FIDUCIARY TRUST COMPANY INSTITUTIONAL TOTAL INTERNATIONAL STOCK MARKET INDEX TRUST	56480	0.04
120	EMERGING MARKETS SMALL CAPITALIZATION EQUITY INDEX FUND	167770	0.13
121	COPTHALL MAURITIUS INVESTMENT LIMITED - NON ODI ACCOUNT	3325	0.00
	COPTHALL MAURITIUS INVESTMENT LIMITED - ODI ACCOUNT	2	0.00
122	WORLD EX U.S. CORE EQUITY PORTFOLIO OF DFA INVESTMENT DIMENSIONS GROUP INC.	17682	0.01
123	ALASKA PERMANENT FUND	9477	0.01
124	BOFA SECURITIES EUROPE SA	462	0.00
	BOFA SECURITIES EUROPE SA - ODI	134500	0.10
125	HOSKING PARTNERS COLLECTIVE INVESTMENT TRUST	7076	0.01
126	EMERGING MARKETS TARGETED VALUE FUND OF THE DIMENSIONAL FUNDS II PUBLIC LIMITED COMPANY	12775	0.01
127	QUADRATURE CAPITAL VECTOR SP LIMITED	6435	0.00
128	STATE STREET GLOBAL ALL CAP EQUITY EX-US INDEX PORTFOLIO	7995	0.01
129	PUB EQUITIES EMERGING MARKETS 2	101116	0.08
130	ASHMORE SICAV EMERGING MARKETS GLOBAL SMALL-CAP EQUITY FUND	33933	0.03
131	SPDR PORTFOLIO EMERGING MARKETS ETF	124427	0.09
132	COLLEGE RETIREMENT EQUITIES FUND - STOCK ACCOUNT	78776	0.06
133	DRIEHAUS EMERGING MARKETS SMALL CAP GROWTH FUND, A SERIES OF DRIEHAUS MUTUAL FUNDS	86110	0.06



18 Main

134	CF DV ACWI EX-U.S. IMI FUND	400	0.00
135	SPDR MSCI ACWI IMI ETF	1060	0.00
136	EMERGING MARKETS EX CHINA CORE EQUITY PORTFOLIO OF DFA INVESTMENT DIMENSIONS GROUP INC.	8030	0.01
137	WILLIAM BLAIR EMERGING MARKETS SMALL CAP GROWTH FUND	233666	0.17
138	MV SCIF MAURITIUS	100	0.00
139	PROBUS OPPORTUNITIES - INDIA EQUITY FUND	14000	0.01
140	VANGUARD EMERGING MARKETS STOCK INDEX FUND, A SERIES OF VANGUARD INTERNATIONAL EQUITY INDEX FUNDS	1147748	0.86
141	EMERGING MARKETS SMALL CAPITALIZATION EQUITY INDEX	15625	0.01
142	THE BOEING COMPANY EMPLOYEE RETIREMENT PLANS MASTE	34669	0.03
143	RYAN ALEXANDER SHAFIQ	485	0.00
	Total:	25766314	19.28



Handwritten signature



List of Committee Meetings as on April 1, 2021 and March 31, 2022

Sl. No.	Type of Meeting	Date of Meeting	Total Number of Members as on the date of the Meeting	Number of Members attended	As % of attendance
1.	Audit Committee	01.06.2021	3	2	66.67
		28.07.2021		3	100
		02.11.2021		3	100
		03.02.2022		2	66.67
2.	Nomination and Remuneration Committee	01.06.2021	3	2	66.67
		03.02.2022		2	66.67
3.	Stakeholder's Relationship Committee	01.06.2021	3	3	100
		28.07.2021		3	100
		02.11.2021		3	100
		03.02.2022		3	100
4.	Sustainability and Corporate Social Responsibility (CSR) Committee	01.06.2021	4	4	100
5.	Risk Management Committee	01.06.2021	4	4	100
		02.11.2021		4	100
		03.02.2022		4	100
6.	ESOP Compensation Committee	01.06.2021	3	3	100
		02.11.2021		3	100
		08.03.2022		2	66.67
7.	Committee of Independent Directors	01.06.2021	5	4	80
8.	Committee of Directors	21.05.2021	4	4	100
		28.06.2021		4	100
		28.07.2021		4	100
		19.08.2021		4	100
		05.10.2021		4	100
		02.11.2021		4	100
		27.12.2021		4	100
		03.02.2022		4	100
		08.03.2022		3	75
		25.03.2022		3	75
		30.03.2022		3	75

For Radico Khaitan Limited

(Dinesh Kumar Gupta)
Vice President – Legal &
Company Secretary

M. No.: F9191

Mam
Anya.



Radico Khaitan Limited

Plot No. J-1, Block B-1, Mohan Co-op. Industrial Area
Mathura Road, New Delhi-110044

Ph : (91-11) 4097 5444/555 Fax: (91-11) 4167 8841-42

Registered Office : Bareilly Road, Rampur-244901 (U.P.)

Phones : 0595-2350601/2, 2351703 Fax : 0595-2350009

e-mail : info@radico.co.in, website : www.radicokhaitan.com

CIN No. L26941UP1983PLC027278



Radico

List of Transfers/Transmission/Name Deletion from 01.04.2021 to 31.03.2022

Dates of Meeting	Total No. of Transfers/Transmission received	Shares covered	Total No. of Transfers/Transmission approved	Shares covered	Total No. of Transfers/Transmission rejected	Shares covered	Transfer No
22.04.2021	1	310	1	310	0	0	TRM44
30.08.2021	1	3070	1	3070	0	0	TRM45
30.10.2021	1	50	1	50	0	0	DNN -40
30.10.2021	1	155	1	155	0	0	TRM-46
14.02.2022	1	155	1	155	0	0	DNN -41
Total	5	3740	5	3740	0	0	



De

Radico Khaitan Limited

Plot No. J-1, Block B-1, Mohan Co-op. Industrial Area
Mathura Road, New Delhi -110044

Ph : (91-11) 4097 5444/555 Fax: (91-11) 4167 8841-42

Registered Office : Bareilly Road, Rampur-244901 (U.P.)

Phones : 0595-2350601/2, 2351703 Fax : 0595-2350009

e-mail : info@radico.co.in, website : www.radicokhaitan.com

CIN No. L26941UP1983PLC027278